

TRIBUILT
TRI-BUILT® MATERIALS GROUP, LLC
CUTTINGEDGEII
REPLACEMENT WINDOWS

SLIDING PATIO DOORS



SLIDING PATIO DOORS

Strength. Energy efficiency. Performance. When your customers are looking for a patio door, it's time to unlock the potential of our sliding patio doors. They give a home more room and more beauty. Configurations include operating, transoms, fixed panels and side lites.

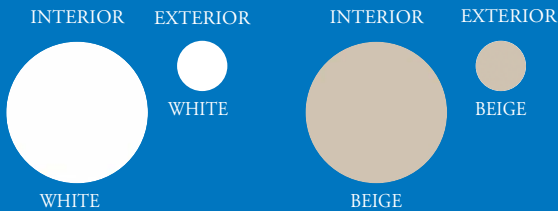


SLIDING PATIO DOOR



Optional footbolt

COLOR OPTIONS:



GRILLE OPTIONS:

GRILLES-BETWEEN-THE-GLASS (GBG)



5/8" Flat

5/8" Sculptured

5/8" Flat Perimeter

SIMULATED DIVIDED LITE (SDL)



7/8" Sculptured



TRI-BUILT® CUTTINGEDGE II REPLACEMENT WINDOWS HAVE BEEN GREEN APPROVED BY THE NAHB RESEARCH CENTER.

This means you can be assured that TRI-BUILT® CUTTINGEDGE II Replacement windows comply with specific green practice criteria in the National Green Building Standard. Visit www.GreenApprovedProducts.com for more details.

1. PG-X glass packages are triple pane insulated glass units with argon. See sidebar above for specific details.
2. Most sliding patio doors meet a Design Pressure (DP) rating of 30.

* Colors are reproduced as accurately as printer technology allows. Please see your authorized TRI-BUILT® CUTTINGEDGE II representative for actual samples.

STANDARD FEATURES

- 3/4" IGU glass systems offer energy-efficient InsulEdge standard spacer system
- Unique self-centering interlock improves operation and performance
- Field reversible both before and after installation
- Color-coordinated handle
- New Generation uPVC vinyl never needs painting or caulking and resists conducting heat and cold
- Operating units available in 5', 6' and 8' widths, and 79 1/2" or 81 1/2" heights
- Aluminum threshold and sill track
- Tested and approved to meet NFRC requirements, ENERGY STAR® units available
- Screen door with fiberglass mesh




OPTIONAL FEATURES

- **Glass package upgrades:** Insulated glass unit with one lite of Low-E or Low-E^{SC} (solar-cooling) glass and air fill; Performance Glass (PG) insulated glass unit with single lite of Low-E or Low-E^{SC} glass with argon gas; PG2-X triple pane unit/2 lites Low-E/argon; PG3-X triple pane unit with two lites of Low-E and one lite of interior surface Low-E glass/argon
- **Spacer system upgrade:** Low-conductive InsulEdge+ spacer system
- **Screen option material:** Aluminum mesh
- **Additional glass options:** Advanced Easy Clean, tinted, double strength, obscure, glue chip obscure, tempered (transoms), laminated (security), or sound package (off-set glass)
- **Hardware options:** Classic brass or brushed chrome hardware with key lock
- Optional footbolt for added security and ventilation




STANDARD HANDLE COLORS



WHITE

BEIGE

OPTIONAL HANDLE COLORS



CLASSIC BRASS

BRUSHED CHROME



Handle